


LAMARTY®

ACOUSTIC PANEL



PRODUCT STRUCTURE



- **Effective noise reduction**
Sound-absorbing felt mitigates noise and reduced unwanted reverberations
- **Rich in color and shape**
Versatile wood grain colors and finishes to appeal to any style of home or office
- **Flame retardant**
The black acoustic felt can achieve B1 grade flameretardancy.

DIMENSIONS

PET 1350/m ²	MDF 760kg/m ²
Length 600/1200/2400/2600/2700/2800/2900/3000/3600mm	
Width 600/560/520/400/320/300mm	
Thickness 18/15mm	
Can be freely combined	



Acoustic



Decorated




E0 Eco-level
(carb p2)



Source manufacturers

INSTALLATION



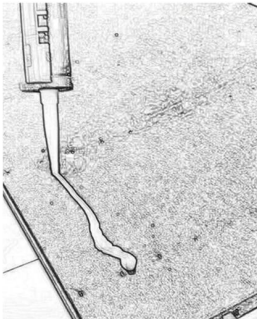
① Measure the installation position



② Measure the wooden
slat acoustic panel



③ Cut in fit size



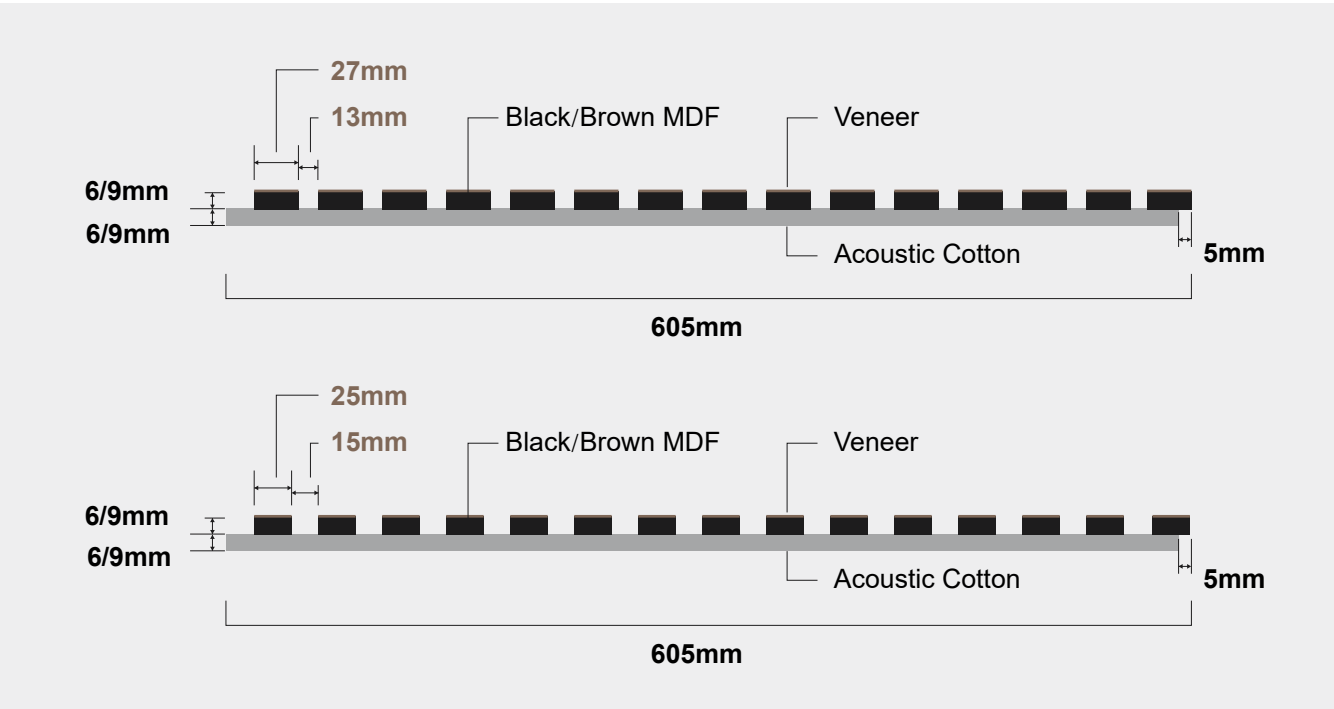
④ Glue the back of panel



⑤ Nail the upper wall



⑥ Finish it



**PRODUCT
INTRODUCTION**

Natural Veneer



**Natural Veneer
3 sides**



**PRODUCT
INTRODUCTION**

Engineered veneer



**Engineered veneer
3 sides**





PRODUCT INTRODUCTION

solid wood slat




**wood veneer
—painted**





PRODUCT INTRODUCTION

textured



paper 3sides



Packaging

